



OPERATION MANUAL



GAMING KEYBOARD

**GAMING 7090
BACKLIT**

Congratulations on your purchase of the REAL-EL keyboard!

COPYRIGHT

© 2023. ENEL GROUP OU.

This Manual and information contained in are copyrighted. All rights reserved.

TRADEMARKS

All trademarks are the property of their legal holders.

SAFETY PRECAUTIONS

- Protect your mouse from high humidity, dust or high temperatures.
- Do not use gasoline, spirit or other dissolvents for cleaning. This may cause damage to the surface. Clean the device with soft cloth.
- Do not attempt to disassemble or repair your device.
- Protect the device against powerful shocks and falls – they may damage the internal electronics.

PACKAGE CONTENTS

- Keyboard – 1 pc
- User Manual – 1 pc
- Warranty card – 1 pc


SPECIAL FEATURES

- Ergonomic gaming design
- Multicolor key backlit
- Metal base
- High-quality membrane
- Comfortable, silent and soft keystroke
- 12 shortcut buttons to Windows, Internet, Multimedia applications etc.













SYSTEM REQUIREMENTS

- OS Windows.
- Free USB port.

INSTALLATION

- Connect the keyboard to an available USB port of your PC. Installation of the keyboard is automatic after its connection to a PC USB port.
- To activate the Win lock function, press “Fn” and . The overstrike of these keys turns off the Winlock function.

DESCRIPTION OF SHORTCUT BUTTONS FUNCTIONS

Fn + F1  Music	Fn + F7  Play / Pause
Fn + F2  Volume -	Fn + F8  Next track
Fn + F3  Volume +	Fn + F9  e-mail
Fn + F4  Mute	Fn + F10  Webpage
Fn + F5  Stop	Fn + F11  Lock whole keyboard
Fn + F6  Previous track	Fn + F12  Calculator

INSTALLATION

- Connect the keyboard to an available USB port of your PC.
- Installation of the keyboard is automatic after its connection to a PC USB port.

EXTRA MODES

FN + W – Change WSAD to arrows control ↑ ↓ ← →
 FN + Win – Win lock

BACKLIGHT MODES

FN + 1 – Breathing mode
 FN + 2 – Constant light
 FN + 3 – When press any key, keyboard will backlight reaction
 ON/OFF key or FN + Prt Sc – ON/OFF backlight
 FN + Scroll LOCK – Switch between 3 backlight modes (breathing, constant light, reaction backlight)

Constant mode adjustment:

FN + Page up – Increase brightness of backlight
 FN + ↑ – Increase brightness of backlight
 FN + Page Down – Decrease the brightness of backlight
 FN + ↓ – Decrease the brightness of backlight

Breathing mode adjustment:

FN + → – Increase the speed of breathing
 FN + ← – Reduce the speed of breathing

Reaction backlight adjustment:

FN + → – Increase the speed of reaction
 FN + ← – Reduce the speed of reaction

TECHNICAL SPECIFICATIONS

Parameter	Value
Q-ty of keys	104
Q-ty of shortcut keys	12 Fn
OS compatibility	Windows
Interface	USB
Error-free running time	more than 20,000,000 strokes
Dimensions (W × H × L), mm	442 × 40 × 138
Weight, g	840

Notes:

- *Technical specifications given in this table are supplemental information and cannot give occasion to claims.*
- *Technical specifications and package contents are subject to change without notice due to the improvement of REAL-EL production.*



Manufacturer: ENEL GROUP OU, Harju maakond, Rae vald, Jüri alevik, Aruküla tee 55a, 75301, Estonia.
® Registered Trademark of ENEL GROUP OU. Estonia.