

REAL-EL

USER MANUAL



**PORTABLE
SPEAKER SYSTEM**

X-717

Congratulations on your purchase of the REAL-EL products!**COPYRIGHT**

© 2024. ENEL GROUP OU.

This Manual and information contained in are copyrighted. All rights reserved.

TRADEMARKS

All trademarks are the property of their legal holders.

CONTENTS

1. BUYER RECOMMENDATIONS	1
2. PACKAGE CONTENTS	1
3. SAFETY PRECAUTIONS	1
4. TECHNICAL DESCRIPTION	2
5. CONNECTION AND OPERATION	3
6. TECHNICAL SPECIFICATIONS	5

1. BUYER RECOMMENDATIONS

- Unpack the device carefully. Make sure there are no accessories left in the box. Check up the device for damage; if the product was damaged during transportation, address the firm, which carried out the delivery; if the product functions incorrectly, address the dealer at once.
- Check up the package contents and availability of the warranty card.
- Do not switch on the speaker system immediately after you bring it into a room from environment with negative temperature! After unpacking, the speaker system should be kept in conditions of room temperature for at least 4 hours.
- Before installing and using the speaker system, read this Manual carefully and keep it for future reference.

2. PACKAGE CONTENTS

- Portable speaker system — 1 pc
- 3.5 mm mini-jack to 3.5 mm mini-jack signal cable — 1 pc
- USB to USB Type C power cable — 1 pc
- User manual — 1 pc
- Warranty card — 1 pc

3. SAFETY PRECAUTIONS

- Do not open the device and do not perform repairs by yourself. Service and repairs should be performed only by qualified specialists at authorized service centers. The list of authorized service centers is on www.real-el.com
- Make sure that foreign objects do not get inside the holes of the device.
- Protect the device from high humidity, water and dust.
- Protect the device from heating: do not place it closer than 1 m from a heat source. Do not expose it to direct sunlight.
- Do not use any chemical agents for cleaning. Clean it with dry soft cloth only.
- In case of device does not work properly. Please contact place of purchase or service center.

Special features

- Portable Bluetooth speaker 2.0
- Optimized voice assistant control
- Hands-free Mic for easy picking up the call
- Three different modes of RGB Lighting
- Bluetooth A2DP with TWS
- USB flash player
- AUX input
- Built-in rechargeable battery

4. TECHNICAL DESCRIPTION**Control panel**

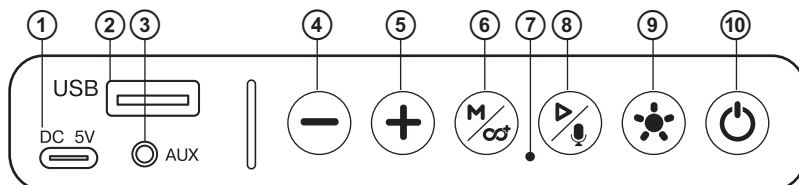
- ① Charging DC 5V
- ② USB port
- ③ AUX: 3.5 mm mini-jack for audio signal connecting (phone, MP3 player, etc.);

Built-in Reset button.

- ④ **-** : Previous track (long press in Player and Bluetooth mode);
Volume decrease button (short press)
- ⑤ **+** : Next track (long press in Player and Bluetooth mode);
Volume increase button (short press)
- ⑥ **M/∞** : Switching modes button Bluetooth/USB/AUX;

TWS Connect an additional speaker (Bluetooth mode only)

- ⑦ Microphone
- ⑧ **▶/⏸** : Play/Pause button (in Player mode);
Voice assistant button/Hand-free call
- ⑨ **☀** : Backlight control
- ⑩ **⏻** : Power ON/OFF




5. CONNECTION AND OPERATION

Charging the battery



- Before operation, fully recharge the battery. The charger is not included. Charge this device with a DC 5V universal charger with output current 2 A.
- Insert the charging cable into the charger connector, connect the other end to the charger, the charging indicator will be activated.

It is not recommended to leave the device for a long time connected to the charger after it is fully charged. Do not charge the speaker at low ambient temperatures. The minimum charge temperature is at least 10 °C.


Bluetooth mode

- Turn the unit into Bluetooth mode with the M  button repeatedly. The device will turn into search mode.
- Select a Bluetooth device search mode on the audio source (mobile phone, tablet, etc.). The display will show the name "REAL-EL X-717" which need to establish a connection with. After a successful connection, the loudspeaker will sound a signal.

TWS Bluetooth connection

- Turn on two identical REAL-EL X-717 systems and activate Bluetooth mode.
- On one system, press and hold  button, then the unit will switch to TWS mode. There will be a sound once two systems successfully connected.
- Connect a Bluetooth audio source to listen.
- To exit TWS mode, press and hold  button.

Activating Voice Assistant

- Make Bluetooth connection with your mobile phone.
- Press and hold  button to activate voice assistant.

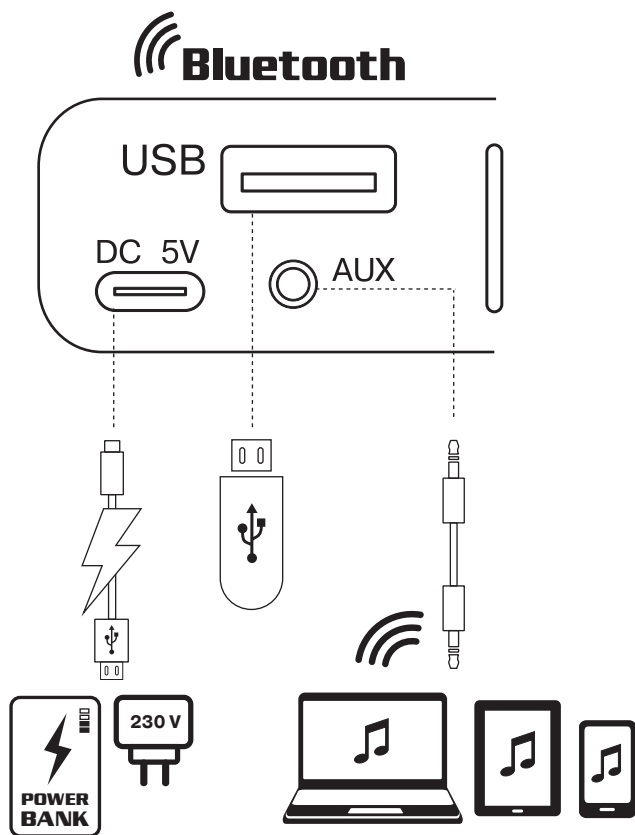
The availability and name of the voice assistant depends on the operating system of your mobile device.

Hand-free call

- Under Bluetooth connection status, if there is an incoming call, short-press Play/Pause button to accept the call or long-press Play/Pause button to reject the call.
- During the call, long-press Play/Pause button to switch to talking on the phone.
- Short-press Play/Pause button or operate on mobile phone to end the call.

Reset

- If the speaker does not turn off or respond, user can reset the speaker to its factory settings by pressing Reset button which located inside AUX jack by small round pin.



Playback mode

- Insert a USB flash drive into the corresponding slot, the audio track will be played automatically. In the playback mode, press and hold " + " or " - " button to select the desired tracks.
- Press the "▶" button to play or pause.

Note: During Bluetooth playback mode, if you insert a USB, Bluetooth will be turned off and USB will play. Press the "M" button to return to Bluetooth mode again.

AUX mode

- For compatible music devices, use an audio cable with the 3.5 mm mini jack supplied in the box. Connect the cable to the audio input of the AUX and to any audio source with a 3.5 mm mini jack.

6. SPECIFICATION

Parameter	Value
Output power (RMS)	8 (2 x 4) W
Frequency range	80-20 000 Hz
Dimension of the speaker drivers	2 x Ø 51 mm
Supported Bluetooth Profiles	V5.1 + BR / A2DP
Connection types	USB / Aux / Bluetooth
Power supply	USB Type C / 5 V DC, 2 A
Battery	Lithium-ion 1500 mAh, DC 3.7 V
Bluetooth operation distance	up to 10 m
Case material	ABS plastic
Dimensions of the product	255 x 110 x 87 mm
Weight	0.75 kg

Notes:

- *Technical specifications given in this table are supplemental information and cannot give occasion to claims.*
- *Technical specifications and package contents are subject to change without notice due to the improvement of REAL-EL production.*



Manufacturer: ENEL GROUP OU, Harju maakond, Rae vald, Jüri alevik, Aruküla tee 55a, 75301, Estonia.
© Registered Trademark of ENEL GROUP OU. Estonia.