



## OPERATION MANUAL



# MECHANICAL KEYBOARD M 05

## ***Congratulations on your purchase of the REAL-EL keyboard!***

### **COPYRIGHT**

© 2021. ENEL GROUP OU.

This Manual and information contained in are copyrighted. All rights reserved.

### **TRADEMARKS**

All trademarks are the property of their legal holders.

### **SAFETY PRECAUTIONS**

- Protect your mouse from high humidity, dust or high temperatures.
- Do not use gasoline, spirit or other solvents for cleaning. This may cause damage to the surface. Clean the device with soft cloth.
- Do not attempt to disassemble or repair your device.
- Protect the device against powerful shocks and falls – they may damage the internal electronics.

### **PACKAGE CONTENTS**

- Keyboard – 1 pc
- User Manual – 1 pc
- Warranty card – 1 pc


### **SPECIAL FEATURES**

- High reliability
- Adopted gaming IC
- 12 keys multimedia shortcuts
- Multicolor backlit with 20 modes
- QUICK response time
- Built-in memory to record and save
- Full NKRO. Unlimited keystrokes at the same time
- Reinforced board
- No sliding with rubber inserts
- Durable double-shot injection keycaps

### **SYSTEM REQUIREMENTS**

- OS Windows.
- Free USB port.

### **INSTALLATION**

- Connect the keyboard to an available USB port of your PC. Installation of the keyboard is automatic after its connection to a PC USB port.
- To activate the Win lock function, press “Fn” and . The overstrike of these keys turns off the Winlock function.

## DESCRIPTION OF SHORTCUT BUTTONS FUNCTIONS

Fn + F1:  My Computer

Fn + F2:  Search


Fn + F3:  Calculator


Fn + F4:  Music

Fn + F5:  Previous track

Fn + F6:  Next track

Fn + F7:  Play / Pause

Fn + F8:  Stop

Fn + F9:  Mute

Fn + F10:  Volume -

Fn + F11:  Volume +

Fn + F12:  Lock the whole keys

FN + Windows: Win Lock function

## BACKLIGHT MODE

In each combination there are 4 types of backlight, which change when you press the corresponding combination again.

Total 20 types of backlight.

FN + HOME

FN + Ins

FN + Page up

FN + Del

FN + Page down

FN+← :Decrease backlight speed (5 levels)

FN+→: Increase Speed of backlight (5 levels)

FN+ ↑: Increase backlighbrightness (5 levels)

FN+ ↓ :Decrease backlight brightness (5 levels)

## CUSTOM GAMING BACKLIGHT LED

(mentioned keys will be illuminated):

### FN + 1 – FPS Mode

A, S, D, W, ↑, ↓, ←, →, ESC

### FN + 2 – CF Mode

A, S, D, W, Ctrl, Shift, Alt, Space, R, G, Q, E, B,  
1~5, Tab, F1~F3, Home, End, Pgup, Pgd, PrtSc, Scroll lock

### FN+3 – COD Mode

Q, W, E, R, T, A, S, D, F, G, C, V, 1~7, Ctrl, Shift

### FN + 4 – RTS Mode

Q, W, E, R, A, S, D, G, X, Z, F, K, L, H, M, N, U, Y, T, P, Space, 1~0, Ctrl, Shift, Alt

### FN + 5 – LOL Mode

Q, W, E, R, D, G, F, B, V, Ctrl, Alt, Tab, Space, 1~6, Esc

### FN + 6 – Car race Mode

W, R, A, S, D, Shift, Ctrl, Alt, ↑, ↓, ←, →

### FN + 7 – NBA Mode

1~4, W, E, R, A, S, F, Shift, Z, X, C, V, Ctrl, Alt, Space, ↑, ↓, ←, →

### FN + 8 – LOL Mode

1~6, Q, W, E, R, D, F, B

**Custom mode FN+9, FN+0 recording and storage:**

Press FN + 9 or FN + 0 to enter the corresponding custom mode, then press FN + End to enter the custom light recording state. Press any key that needs to be on or off to the specified state. After setting, press FN + END to save recording.

Press FN + ESC to clear the light recording and restore normal light mode.

**TECHNICAL SPECIFICATIONS**

Parameter	Value
Q-ty of keys	87
Q-ty of shortcut keys	12 Fn
Keys contacts	mechanical switches Huano Blue
Polling rate	125 Hz
Switch response time	0.1 ms
Switch operating force	50 ± 10 g
OS compatibility	Windows
Interface	USB
Error-free running time	more than 60.000.000 strokes
Dimensions	350 × 34 × 120 mm
Weight	565 ± 5 g

*Notes:*

- *Technical specifications given in this table are supplemental information and cannot give occasion to claims.*
- *Technical specifications and package contents are subject to change without notice due to the improvement of REAL-EL production.*



Manufacturer: ENEL GROUP OU, Harju maakond, Rae vald, Jüri alevik, Aruküla tee 55a, 75301, Estonia.  
® Registered Trademark of ENEL GROUP OU. Estonia.